



Brackets



Experts in Orthodontics

05

GC

EXPERIENCE



EXPERIENCE metal

SL Product

The EXPERIENCE collection of self-ligating orthodontic brackets offer doctors and patients a variety of options for their orthodontic treatment needs. EXPERIENCE brackets minimize friction during initial leveling and aligning and allow for increased torque and rotation control during finishing. Packed by 10.

Optional **laser-fused hooks** provide malleability & the ability to bend

Dual clip opening methods for easy clip opening without clip deformation

CNC milled slot

Torque in base ensures level slot alignment

Triple chamfered slot for easy wire engagement and to eliminate arch wire binding & notching


Smooth swept tie-wings engineered to minimize occlusal interference

Compound contoured pad ensures an anatomically correct fit for each tooth

Long axis scribe line for accurate positioning

80 gauge, micro-etched mesh for maximum bond strength

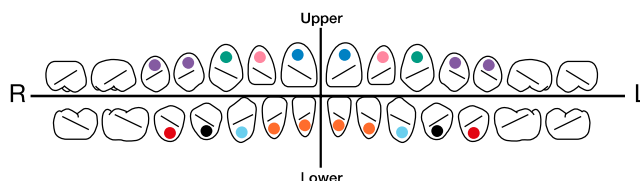
Metal injection molding bracket for uniformity, strength & precision



Color Codes



Disto-gingival color coding allows for quick bracket identification and bonding accuracy. Color Codes may differ for bicuspid for some prescriptions.





EXPERIENCE metal, Type Roth

Maxillary

					P/N			
Tooth	I/O mm	Torque (°)	Angulation (°)	Rotation (°)	.018"		.022"	
					R	L	R	L
U 1	.81	12°	5°	0°	20-1110-0010	20-1210-0010	20-2110-0010	20-2210-0010
U 2	1.07	8°	9°	0°	20-1120-0010	20-1220-0010	20-2120-0010	20-2220-0010
U 2/Hk	1.07	8°	9°	0°	20-112D-0010	20-122D-0010	20-212D-0010	20-222D-0010
U 3	.46	-2°	13°	4°m	20-1130-0010	20-1230-0010	20-2130-0010	20-2230-0010
U 3/(Optional)	.46	-2°	10°	4°m	—	—	20-2130-0012	20-2230-0012
U 3/Hk	.46	-2°	13°	4°m	20-113D-0010	20-123D-0010	20-213D-0010	20-223D-0010
U 3/Hk	.46	-2°	10°	4°m	20-113D-0012	20-123D-0012	20-213D-0012	20-223D-0012
U 4-5	.46	-7°	0°	2°d	20-1140-0010	20-1240-0010	20-2140-0010	20-2240-0010
U 4-5/Hk d.	.46	-7°	0°	2°d	20-114D-0010	20-124D-0010	20-214D-0010	20-224D-0010
U 4-5/Hk m.	.46	-7°	0°	2°d	20-114M-0010	20-124M-0010	20-214M-0010	20-224M-0010

Mandibular

					P/N			
Tooth	I/O mm	Torque (°)	Angulation (°)	Rotation (°)	.018"		.022"	
					R	L	R	L
L 1-2	1.17	-1°	2°	0°	20-1410-0010	20-1310-0010	20-2410-0010	20-2310-0010
L 2/Hk	1.17	-1°	2°	0°	—	—	20-242D-0010	20-232D-0010
L 3	.56	-11°	7°	2°m	20-1430-0010	20-1330-0010	20-2430-0010	20-2330-0010
L 3/Hk	.56	-11°	7°	2°m	20-143D-0010	20-133D-0010	20-243D-0010	20-233D-0010
L 4	.38	-17°	-1°	4°d	20-1440-0010	20-1340-0010	20-2440-0010	20-2340-0010
L 4/(Offset Base)	.38	-17°	-1°	4°d	20-1440-0013	20-1340-0013	20-2440-0013	20-2340-0013
L 4/Hk	.38	-17°	-1°	4°d	20-144D-0010	20-134D-0010	20-244D-0010	20-234D-0010
L 4/Hk/(Off. Base)	.38	-17°	-1°	4°d	—	—	20-244D-0013	20-234D-0013
L 5	.28	-22°	-1°	4°d	20-1450-0010	20-1350-0010	20-2450-0010	20-2350-0010
L 5/(Offset Base)	.28	-22°	-1°	4°d	20-1450-0013	20-1350-0013	20-2450-0013	20-2350-0013
L 5/Hk	.28	-22°	-1°	4°d	20-145D-0010	20-135D-0010	20-245D-0010	20-235D-0010
L 5/Hk/(Off. Base)	.28	-22°	-1°	4°d	—	—	20-245D-0013	20-235D-0013

EXPERIENCE

EXPERIENCE metal, Type Roth .020" x .028"

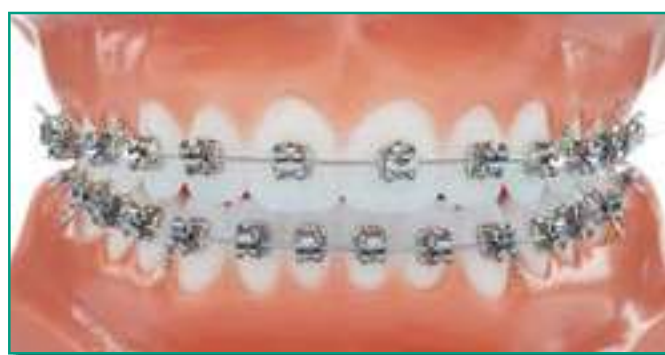
This bracket features an original slot size on upper and lower incisors: .020" x .028". In conjunction with .020" x .025" stainless steel archwires, the system controls the anterior torque and provides increased rigidity to the buccal segments during space closure.

Maxillary

Tooth	I/O mm	Torque (°)	Angulation (°)	Rotation (°)	P/N	
					R	L
U 1 .020" x .028"	.81	12°	5°	0°	20-5110-0010	20-5210-0010
U 2 .020" x .028"	1.07	8°	9°	0°	20-5120-0010	20-5220-0010
U 3 Hk .022" x .028"	.46	0°	8°	2°m	20-213D-0030	20-223D-0030
U 4/5 .022" x .028"	.46	-7°	0°	2°d	20-2140-0010	20-2240-0010
U 4/5 Hk .022" x .028"	.46	-7°	0°	2°d	20-214D-0010	20-224D-0010

Mandibular

Tooth	I/O mm	Torque (°)	Angulation (°)	Rotation (°)	P/N	
					R	L
L 1/2 .020" x .028"	1.17	-1°	2°	0°	20-5410-0010	20-5310-0010
L 3 Hk .022" x .028"	.56	-3°	7°	2°m	20-243D-0030	20-233D-0030
L 4 Hk .022" x .028"	.38	-17°	-1°	4°d	20-244D-0010	20-234D-0010
L 5 Hk .022" x .028"	.28	-22°	-1°	4°d	20-245D-0010	20-235D-0010





EXPERIENCE metal, Extra Torque

This prescription is based on the use of less than full size archwires due to increased torque on the maxillary incisors. Increased buccal root torque in the upper bicuspids prevents any lingual cusp interference.

Maxillary

					P/N			
Tooth	I/O mm	Torque (°)	Angulation (°)	Rotation (°)	.018"		.022"	
					R	L	R	L
U 1	.81	18°	5°	0°	20-1110-0030	20-1210-0030	20-2110-0030	20-2210-0030
U 2	1.07	10°	8°	0°	20-1120-0030	20-1220-0030	20-2120-0030	20-2220-0030
U 2/Hk	1.07	10°	8°	0°	20-112D-0030	20-122D-0030	20-212D-0030	20-222D-0030
U 3	.46	0°	8°	2°m	20-1130-0030	20-1230-0030	20-2130-0030	20-2230-0030
U 3/Hk	.46	0°	8°	2°m	20-113D-0030	20-123D-0030	20-213D-0030	20-223D-0030
U 4-5	.46	-10°	4°	2°d	20-1140-0030	20-1240-0030	20-2140-0030	20-2240-0030
U 4-5/Hk	.46	-10°	4°	2°d	20-114M-0030	20-124M-0030	20-214M-0030	20-224M-0030

Mandibular

					P/N			
Tooth	I/O mm	Torque (°)	Angulation (°)	Rotation (°)	.018"		.022"	
					R	L	R	L
L 1-2	1.17	1°	0°	0°	20-1610-0030	20-1610-0030	20-2610-0030	20-2610-0030
L 3	.56	-3°	7°	2°m	20-1430-0030	20-1330-0030	20-2430-0030	20-2330-0030
L 3/Hk	.56	-3°	7°	2°m	20-143D-0030	20-133D-0030	20-243D-0030	20-233D-0030
L 4/5	.33	-7°	-1°	2°d	20-1440-0030	20-1340-0030	20-2440-0030	20-2340-0030
L 4/5/Hk	.33	-7°	-1°	2°d	20-144D-0030	20-134D-0030	20-244D-0030	20-234D-0030

EXPERIENCE

EXPERIENCE metal, Type MBT*

Maxillary

					P/N			
Tooth	I/O mm	Torque (°)	Angulation (°)	Rotation (°)	.018"		.022"	
					R	L	R	L
U 1	.81	17°	4°	0°	20-1110-0020	20-1210-0020	20-2110-0020	20-2210-0020
U 2	1.07	10°	8°	0°	20-1120-0020	20-1220-0020	20-2120-0020	20-2220-0020
U 3	.46	-7°	8°	0°	20-1130-0020	20-1230-0020	20-2130-0020	20-2230-0020
U 3/Hk	.46	-7°	8°	0°	20-113D-0020	20-123D-0020	20-213D-0020	20-223D-0020
U 3/Hk	.46	0°	8°	0°	20-113D-0021	20-123D-0021	20-213D-0021	20-223D-0021
U 4-5	.46	-7°	0°	0°	20-1540-0020	20-1540-0020	20-2540-0020	20-2540-0020
U 4-5/Hk	.46	-7°	0°	0°	20-114D-0020	20-124D-0020	20-214D-0020	20-224D-0020
U 5/(Optional)	.96	-7°	0°	0°	20-1550-0020	20-1550-0020	20-2550-0020	20-2550-0020
U 5/Hk/(Opt)	.96	-7°	0°	0°	20-115D-0020	20-125D-0020	20-215D-0020	20-225D-0020

Mandibular

					P/N			
Tooth	I/O mm	Torque (°)	Angulation (°)	Rotation (°)	.018"		.022"	
					R	L	R	L
L 1-2	1.17	-6°	0°	0°	20-1610-0020	20-1610-0020	20-2610-0020	20-2610-0020
L 3	.56	-6°	3°	0°	20-1430-0020	20-1330-0020	20-2430-0020	20-2330-0020
L 3/Hk	.56	-6°	3°	0°	20-143D-0020	20-133D-0020	20-243D-0020	20-233D-0020
L 3/Hk	.56	0°	3°	0°	20-143D-0021	20-133D-0021	20-243D-0021	20-233D-0021
L 4	.33	-12°	2°	0°	20-1440-0020	20-1340-0020	20-2440-0020	20-2340-0020
L 4/Hk	.33	-12°	2°	0°	20-144D-0020	20-134D-0020	20-244D-0020	20-234D-0020
L 5	.33	-17°	2°	0°	20-1450-0020	20-1350-0020	20-2450-0020	20-2350-0020
L 5/Hk	.33	-17°	2°	0°	20-145D-0020	20-135D-0020	20-245D-0020	20-235D-0020



EXPERIENCE metal, Type Andrews

Maxillary

Tooth	I/O mm	Torque	Angulation	Rotation	P/N .022"	
					R	L
U 1	.81	7°	5°	0°	20-2110-0044	20-2210-0044
U 2	1.07	3°	9°	0°	20-2120-0044	20-2220-0044
U 3/Hk	.46	-7°	11°	0°	20-213D-0044	20-223D-0044
U 4/5	.46	-7°	0°	0°	20-2540-0044	20-2540-0044

Mandibular

Tooth	I/O mm	Torque	Angulation	Rotation	P/N .022"	
					R	L
L 1/2	1.17	-6°	2°	0°	20-2410-0044	20-2310-0044
L 1/2	1.17	-1°	0°	0°	20-2610-0044	20-2610-0044
L 3/Hk	.56	-11°	5°	0°	20-243D-0044	20-233D-0044
L 4	.38	-17°	0°	0°	20-2640-0044	20-2640-0044
L 5	.28	-22°	0°	0°	20-2650-0044	20-2650-0044

EXPERIENCE metal (Optional)

Maxillary

Tooth	I/O mm	Torque	Angulation	Rotation	P/N			
					.018"		.022"	
					R	L	R	L
U 1	.81	24°	5°	0°	—	—	20-2110-0017	20-2210-0017
U 2	1.07	16°	8°	0°	—	—	20-2120-0017	20-2220-0017
U 3/Hk	.46	7°	5°	0°	20-113D-0027	20-123D-0027	20-213D-0027	20-223D-0027
U 4	.46	0°	0°	0°	20-1540-0025	20-1540-0025	20-2540-0025	20-2540-0025

EXPERIENCE

EXPERIENCE metal Kits

EXPERIENCE metal .020" x .028" Kit	Upper arch	Lower arch	With Hook	P/N	
				.020" x .028"	
Type Roth .020" x .028"	5-5	5-5	3,4,5	20-5CC5-0010	

Prescription	Upper arch	Lower arch	With Hook	P/N	
				.018"	.022"
Type Roth	5-5	5-5	—	20-1CC0-0010	20-2CC0-0010
Type Roth	5-5	5-5	3	20-1CC3-0010	20-2CC3-0010
Type Roth	5-5	5-5	3,4,5	20-1CC5-0010	20-2CC5-0010

Prescription	Upper arch	Lower arch	With Hook	P/N	
				.018"	.022"
Extra Torque	5-5	5-5	—	20-1CC0-0030	20-2CC0-0030
Extra Torque	5-5	5-5	3	20-1CC3-0030	20-2CC3-0030
Extra Torque	5-5	5-5	3,4,5	20-1CC5-0030	20-2CC5-0030

Prescription	Upper arch	Lower arch	With Hook	P/N	
				.018"	.022"
Type MBT*	5-5	5-5	—	20-1CC0-0020	20-2CC0-0020
Type MBT*	5-5	5-5	3	20-1CC3-0020	20-2CC3-0020
Type MBT*	5-5	5-5	3,4,5	20-1CC5-0020	20-2CC5-0020

Prescription	Upper arch	Lower arch	With Hook	P/N	
				.018"	.022"
Andrews Type	5-5	5-5	3	—	20-2CC3-0044

Instruments:

Instruments for working with EXPERIENCE brackets:



M-tool features both a double forked end to facilitate wire insertion and an end with a hollow ball to safely open the bracket from the gingival edge

P/N. 50-2030-0000



Open tool is for opening EXPERIENCE brackets either from the buccal face (hook side) or from the gingival edge (safety) using the hollow sphere.

P/N. 50-0030-0000




Marketing: EXPERIENCE metal



Typodonts

EXPERIENCE metal	P/N	EXPERIENCE metal	P/N
EXM BRACKET MODEL 022	55-2000-0000		
TYPODONT EXP.M Without Hinge 7-7	55-2001-0000	TYPODONT EXP. M With Hinge 7-7	55-2011-0000
TYPODONT EXP. M/MM Without Hinge 7-7	55-2001-00S2	TYPODONT EXP. M/MM AVEC HINGE 7-7	55-2011-00S2
TYPODONT EXP. M Without Hinge 5-5	55-2002-0000	TYPODONT EXP. M With Hinge 5-5	55-2012-0000
TYPODONT EXP.M/MM Without Hinge 5-5	55-2002-00S2	TYPODONT EXP. M/MM AVEC HINGE 5-5	55-2012-00S2



Tablet-based presentation for patients featuring complete product line
99-00E0-4200



Poster 40 x 60 cm
99-20E1-16M0



EXPERIENCE metal tablet-based presentation
99-20E0-4100

Posters 60 x 150 cm



99-00F0-1600



99-20F0-16M0



Patient brochure (x 25)
99-10E0-1200
Brochure display stand
99-1000-5500

