

Catalogue N°7

Buccal Tubes



Experts in Orthodontics
GC Orthodontics Europe GmbH
www.gc.dental/ortho

Buccal Tubes

Tubes Legend LP (Low Profile).....	113
EXPERIENCE Self-Ligating Buccal Tubes.....	115
LEGEND LE Tubes (Large Entrance).....	117
ACCESS Tubes.....	118
Maxillary Single Tubes.....	121
Convertible.....	121
Non-Convertible.....	122
Maxillary Double Tubes.....	126
1 st Molar (convertible).....	126
No HG.....	126
With HG.....	127
Maxillary Triples Tubes 1 st Molar.....	131
Simplex Tubes Mandibulars 1 st Molar.....	134
convertibles.....	134
Non-Convertible 2 nd Molar.....	136
Mandibular Double Tubes 1 st Molar.....	139
Convertible with Tube Bumper.....	139
Convertible Without Tube Bumper.....	139
Non-Convertible.....	142
Bondable Lingual Attachments.....	143
Weldable Lingual Attachments.....	144

Tubes Legend LP (Low Profile)

Bondable Single Tube, Type Roth

Tooth	Torque	Rotation	L/R	P/N
Maxillary				
U6	-14°	14°	R	40-1160-0114
			L	40-1260-0114
U7	-14°	14°	R	40-1170-0114
			L	40-1270-0114
Mandibular				
L6	-25°	4°	R	40-1460-0114
			L	40-1360-0114
L7	-24°	6°	R	40-1470-0114
			L	40-1370-0114

Bondable Single Tube, LP CCO

Tooth	Torque	Offset	Angulation	L/R	P/N
Maxillary					
U6	-14°	10°	0°	R	40-2160-0106
				L	40-2260-0106
U7	-20°	10°	0°	R	40-1170-0120
				L	40-1270-0120
U7 (short) CCO	-20°	10°	0°	R	40-2170-0007
				L	40-2270-0007
Mandibular					
L6 CCO	-25°	0°	-1°	R	40-2460-0007
				L	40-2360-0007
L7	-20°	0°	0°	R	40-1470-0120
				L	40-1370-0120
L7 (short) CCO	-20°	0°	-1°	R	40-2470-0007
				L	40-2370-0007





Single Tube Type MBT*

Tooth	Torque	Rotation	L/R	.018"x.025"	P/N	.022"x.028"
Maxillary						
U 6	-14°	10°	R	40-1160-0106	40-2160-0106	
			L	40-1260-0106	40-2260-0106	
U 6	-14°	0°	L	40-1160-0107	40-2160-0107	
			G	40-1260-0107	40-2260-0107	
U 7	-14°	10°	R	40-1170-0106	40-2170-0106	
			L	40-1270-0106	40-2270-0106	
U 7	-14°	0°	R	40-1170-0107	40-2170-0107	
			L	40-1270-0107	40-2270-0107	
Mandibular						
L 6	-20°	0°	R	40-1460-0106	40-2460-0106	
			L	40-1360-0106	40-2360-0106	
L 7	-10°	0°	R	40-1470-0106	40-2470-0106	
			L	40-1370-0106	40-2370-0106	



Single Tube GET .022" x.028"

Tooth	Torque	Rotation	L/R	Bondable	Weldable
Maxillary					
U 6	-20°	10°d	R	40-2160-0510	—
			L	40-2260-0510	—
U 7	-20°	0°	R	40-2160-0511	—
			L	40-2260-0511	—
U 7	-25°	6°d	R	40-2170-0510	41-2170-0510
			L	40-2270-0510	41-2270-0510
U 7	-25°	0°	R	40-2170-0511	41-2170-0511
			L	40-2270-0511	41-2270-0511

EXPERIENCE Self-Ligating Buccal Tubes

Complementing EXPERIENCE appliances on first molars, this tube features all the benefits of EXPERIENCE brackets:

- Easy-to-open active clip from the buccal side that's easy-to-close by using just a fingertip
- Very large micro-sandblasted base that covers the entire buccal surface of the molar
- Low profile for increased patient comfort and no bond failure
- Available in type Roth and type MBT* prescriptions
- Type MBT* is available in standard or small base (SB) size



Self-Ligating Single Tube Type Roth

Dimensions	Torque	Rotation	L/R	Bondable	P/N	Bondable SB
Maxillary						
.018"x.025"	-10°	14°D	R	20-1160-0010	—	—
			L	20-1260-0010	—	—
.022"x.028"	-10°	14°D	R	20-2160-0010	20-2160-S010	20-2160-S010
			L	20-2260-0010	20-2260-S010	20-2260-S010

Self-Ligating Single Tube Type MBT*

Dimensions	Torque	Rotation	L/R	Bondable	P/N	P/N	Weldable
Maxillary							
.018"x.025"	-14°	10°D	R	20-1160-0020	20-1160-S020	22-1160-0020	—
			L	20-1260-0020	20-1260-S020	22-1260-0020	—
.022"x.028"	-14°	10°D	R	20-2160-0020	20-2160-S020	22-2160-0020	—
			L	20-2260-0020	20-2260-S020	22-2260-0020	—

Self-Ligating Double Tube Extra Torque

Dimensions	Torque	Rotation	L/R	Bondable	P/N	Weldable
Maxillary						
.018"x.025"	-20°	20°	R	20-1160-0030	—	—
			L	20-1260-0030	—	—
.022"x.028"	-20°	20°	R	20-2160-0030	—	—
			L	20-2260-0030	—	—

EXPERIENCE Self-Ligating Buccal Tubes

Self-Ligating Single Tube Type Roth

Dimensions	Torque	Rotation	L/R	Bondable	P/N	Bondable SB
Mandibular						
.018" x .025"	-25°	4°D	R	20-1460-0010		—
			L	20-1360-0010		—
.022" x .028"	-25°	4°D	R	20-2460-0010	20-2460-S010	
			L	20-2360-0010	20-2360-S010	

Self-Ligating Single Tube Type MBT*

Dimensions	Torque	Rotation	L/R	Bondable	P/N	Bondable SB	Weldable
Mandibular							
.018" x .025"	-20°	0°	R	20-1460-0020		20-1460-S020	22-1460-0020
			L	20-1360-0020		20-1360-S020	22-1360-0020
.022" x .028"	-20°	0°	R	20-2460-0020	20-2460-S020	20-2460-0020	22-2460-0020
			L	20-2360-0020	20-2360-S020	20-2360-0020	22-2360-0020

Self-Ligating Single Tube Extra Torque

Dimensions	Torque	Rotation	L/R	Bondable	P/N	Weldable
Mandibular						
.022" x .028"	-14°	4°	R	20-2460-0032		—
			L	20-2360-0032		—

Self-Ligating Double Tube Extra Torque

Dimensions	Torque	Rotation	L/R	Bondable	P/N	Weldable
Mandibular						
.018" x .025"	-10°	4°	R	20-1460-0030		—
			L	20-1360-0030		—
.022" x .028"	-10°	4°	R	20-2460-0030		—
			L	20-2360-0030		—

LEGEND LE Tubes (Large Entrance)

Second Molar Bondable

Non-convertible single tubes for second molars, the funnel entry of these tubes facilitates access to second molars and its anatomical base fits the teeth perfectly making positioning easy.



Type Roth non-convertible

Dimensions	Torque	Rotation	R	P/N	L
Mandibular					
.018" x .025"	-14°	14°D	40-1170-0099	40-1270-0099	
.022" x .028"	-14°	14°D	40-2170-0099	40-2270-0099	

Type Andrews non-convertible

Dimensions	Torque	Rotation	R	P/N	L
Mandibular					
.018" x .025"	-9°	7°D	40-1170-0100	40-1270-0100	
.022" x .028"	-9°	7°D	40-2170-0100	40-2270-0100	

Type Roth non-convertible

Dimensions	Torque	Rotation	R	P/N	L
Mandibular					
.018" x .025"	-30°	6°D	40-1470-0099	40-1370-0099	
.022" x .028"	-30°	6°D	40-2470-0099	40-2370-0099	

Type Andrews non-convertible

Dimensions	Torque	Rotation	R	P/N	L
Mandibular					
.018" x .025"	-25°	0°	40-1470-0100	40-1370-0100	
.022" x .028"	-25°	0°	40-2470-0100	40-2370-0100	

Type MBT* non-convertible

Dimensions	Torque	Rotation	R	P/N	L
Mandibular					
.018" x .025"	-10°	0°	40-1470-0101	40-1370-0101	
.022" x .028"	-10°	0°	40-2470-0101	40-2370-0101	



ACCESS Tubes

These entry point buccal tubes are manufactured in one-piece using MIM (Metal Injection Molded) technology. ACCESS tubes are available in bondable and weldable versions.

Double Non-Convertible HG .045" 1st Molar

Dimensions	Torque	Rotation	L/R	Bondable	P/N	Weldable
Maxillary						
.018" x .025"	-10°	6°D	R	—	41-1160-0023	41-1160-0023
			L	—	41-1260-0023	41-1260-0023
.018" x .025"	0°	6°D	R	—	41-1160-0024	41-1160-0024
			L	—	41-1260-0024	41-1260-0024
.022" x .028"	-10°	6°D	R	—	41-2160-0023	41-2160-0023
			L	—	41-2260-0023	41-2260-0023
.022" x .028"	0°	6°D	R	—	41-2160-0024	41-2160-0024
			L	—	41-2260-0024	41-2260-0024

Single Non-Convertible 1st Molar

Dimensions	Torque	Rotation	L/R	Bondable	P/N	Weldable
Maxillary						
.018" x .025"	0°	6°D	R	—	41-1160-0026	41-1160-0026
			L	—	41-1260-0026	41-1260-0026
.022" x .028"	-10°	6°D	R	40-2160-0025	41-2160-0025	41-2160-0025
			L	40-2260-0025	41-2260-0025	41-2260-0025

Single Non-Convertible 2nd Molar

Dimensions	Torque	Rotation	L/R	Bondable	P/N	Weldable
Maxillary						
.018" x .025"	-10°	6°D	R	40-1170-0088	40-1170-0088	—
			L	40-1270-0088	40-1270-0088	—
.018" x .025"	0°	0°	R	40-1170-0090	40-1170-0090	—
			L	40-1270-0090	40-1270-0090	—
.018" x .025"	-10°	0°	R	40-1170-0091	40-1170-0091	—
			L	40-1270-0091	40-1270-0091	—

.022" x .028"	-10°	6°D	R	40-2170-0025	41-2170-0025
			L	40-2270-0025	41-2270-0025
.022" x .028"	-10°	6°D	R	40-2170-0088	—
			L	40-2270-0088	—
.022" x .028"	0°	0°	R	40-2170-0090	—
			L	40-2270-0090	—
.022" x .028"	-10°	0°	R	40-2170-0091	—
			L	40-2270-0091	—

ACCESS Tubes

Single Non-Convertible 1st Molar

Dimensions	Torque	Rotation	L/R	Bondable	P/N	Weldable
Mandibular						
.022" x .028"	-25°	6°D	R	40-2460-0025	41-2460-0025	41-2460-0025
			L	40-2360-0025	41-2360-0025	41-2360-0025
.018" x .025"	-25°	6°D	R	—	41-1460-0025	41-1460-0025
			L	—	41-1360-0025	41-1360-0025
.022" x .028"	0°	6°D	R	40-2460-0026	41-2460-0026	41-2460-0026
			L	40-2360-0026	41-2360-0026	41-2360-0026
.018" x .025"	0°	6°D	R	—	41-1460-0026	41-1460-0026
			L	—	41-1360-0026	41-1360-0026

Single Non-Convertible 2nd Molar

Dimensions	Torque	Rotation	L/R	Bondable	P/N	Weldable
Mandibular						
.018" x .025"	0°	0°	R	40-1470-0090	40-1470-0090	—
			L	40-1370-0090	40-1370-0090	—
.018" x .025"	-25°	0°	R	40-1470-0091	40-1470-0091	—
			L	40-1370-0091	40-1370-0091	—
.022" x .028"	-25°	6°D	R	40-2470-0025	41-2470-0025	41-2470-0025
			L	40-2370-0025	41-2370-0025	41-2370-0025
.022" x .028"	-25°	6°D	R	40-2470-0089	40-2470-0089	—
			L	40-2370-0089	40-2370-0089	—
.022" x .028"	0°	0°	R	40-2470-0090	40-2470-0090	—
			L	40-2370-0090	40-2370-0090	—
.022" x .028"	-25°	6°D	R	40-2470-0091	40-2470-0091	—
			L	40-2370-0091	40-2370-0091	—



Maxillary Single Tubes Convertible



Dimensions	Torque	Rotation	Length mm	L/R	Bondable	P/N	Weldable
Type Roth, 1 st Molar							
.018" x .025"	-10°	14°D	4.0	R	40-1160-0012	41-1160-0012	41-1160-0012
				L	40-1260-0012	41-1260-0012	41-1260-0012
.018" x .025"	-14°	14°D	4.0	R	40-1160-0061	41-1160-0061	41-1160-0061
				L	40-1260-0061	41-1260-0061	41-1260-0061
.022" x .028"	-10°	14°D	4.0	R	40-2160-0012	41-2160-0012	41-2160-0012
				L	40-2260-0012	41-2260-0012	41-2260-0012
.022" x .028"	-14°	14°D	4.0	R	40-2160-0061	41-2160-0061	41-2160-0061
				L	40-2260-0061	41-2260-0061	41-2260-0061

Dimensions	Torque	Rotation	Length mm	L/R	Bondable	P/N	Weldable
Type MBT, 1 st Molar							
.018" x .025"	-14°	10°D	3.8	R	40-1160-0022	41-1160-0022	—
				L	40-1260-0022	41-1260-0022	—
.018" x .025"	-14°	10°D	4.2	R	40-1160-0110	41-1160-0110	—
				L	40-1260-0110	41-1260-0110	—
.022" x .028"	-14°	10°D	3.8	R	40-2160-0022	41-2160-0022	41-2160-0022
				L	40-2260-0022	41-2260-0022	41-2260-0022
.022" x .028"	-14°	10°D	4.2	R	40-2160-0110	41-2160-0110	41-2160-0110
				L	40-2260-0110	41-2260-0110	41-2260-0110

Dimensions	Torque	Rotation	Length mm	L/R	Bondable	P/N	Weldable
Type Andrews, 1 st Molar							
.018" x .025"	-10°	7°D	3.6	R	40-1160-0034	41-1160-0034	41-1160-0034
				L	40-1260-0034	41-1260-0034	41-1260-0034
.022" x .028"	-10°	7°D	3.6	R	40-2160-0034	41-2160-0034	41-2160-0034
				L	40-2260-0034	41-2260-0034	41-2260-0034

Non-Convertible



Dimensions	Torque	Rotation	Length mm	L/R	Bondable	P/N	Weldable
GET, 1 st Molar							
.022" x .028"	-20°	10°D	4.0	R	40-2160-0510	—	—
				L	40-2260-0510	—	—
.022" x .028"	-20°	0°	4.0	R	40-2160-0511	—	—
				L	40-2260-0511	—	—
GET, 2 nd Molar							
.022" x .028"	-20°	0°	4.0	R	40-2170-0120	—	—
				L	40-2270-0120	—	—



Dimensions	Torque	Rotation	Length mm	L/R	Bondable	P/N	Weldable
Type Roth Distal Extension, 2 nd Molar							
.018" x .025"	-14°	14°D	4.0	R	40-1170-0013	—	—
				L	40-1270-0013	—	—
.022" x .028"	-14°	14°D	4.0	R	40-2170-0013	—	—
				L	40-2270-0013	—	—



Dimensions	Torque	Rotation	Length mm	L/R	Bondable	P/N	Weldable
Type Roth Distal Extension, 2 nd Molar							
.022" x .028"	-10°	14°D	3.0	R	40-2170-0039	41-2170-0039	—
				L	40-2270-0039	41-2270-0039	—



Dimensions	Torque	Rotation	Length mm	L/R	Bondable	P/N	Weldable
Type Roth, 2 nd Molar							
.018" x .025"	-14°	0°	4.0	R	40-1170-0063	41-1170-0063	—
				L	40-1270-0063	41-1270-0063	—
.022" x .028"	-14°	0°	4.0	R	40-2170-0063	41-2170-0063	—
				L	40-2270-0063	41-2270-0063	—



Dimensions	Torque	Rotation	Length mm	L/R	Bondable	P/N	Weldable
Type Roth, 2 nd Molar							
.018" x .025"	-14°	14°D	3.6	R	—	41-1170-0099	—
				L	—	41-1270-0099	—
.022" x .028"	-14°	14°D	3.6	R	—	41-2170-0099	—
				L	—	41-2270-0099	—



Dimensions	Torque	Rotation	Length mm	L/R	Bondable	P/N	Weldable
Type MBT, 2 nd Molar							
.018" x .025"	-14°	10°D	4.2	R	40-1170-0022	41-1170-0022	—
				L	40-1270-0022	41-1270-0022	—
.022" x .028"	-14°	10°D	4.2	R	40-2170-0022	41-2170-0022	—
				L	40-2270-0022	41-2270-0022	—





Dimensions	Torque	Rotation	Length mm	L/R	Bondable	P/N	Weldable
Alexander Type Distal Extension, 2 nd Molar							
.022" x .028"	-10°	7°D	4.0	R	—	41-2170-0075	—
				L	—	41-2270-0075	—



Dimensions	Torque	Rotation	Length mm	L/R	Bondable	P/N	Weldable
Type Andrews, 2 nd Molar							
.018" x .025"	-10°	7°D	4.0	R	40-1170-0034	41-1170-0034	—
				L	40-1270-0034	41-1270-0034	—
.022" x .028"	-10°	7°D	4.0	R	40-2170-0034	41-2170-0034	—
				L	40-2270-0034	41-2270-0034	—



Dimensions	Torque	Rotation	Length mm	L/R	Bondable	P/N	Weldable
Type Andrews, 2 nd Molar							
.018" x .025"	-10°	7°D	3.0	R	40-1170-0048	41-1170-0048	—
				L	40-1270-0048	41-1270-0048	—
.022" x .028"	-10°	7°D	3.0	R	40-2170-0048	41-2170-0048	—
				L	40-2270-0048	41-2270-0048	—



Dimensions	Torque	Rotation	Length mm	L/R	Bondable	P/N	Weldable
Type Andrews Wide Base, 2 nd Molar							
.018" x .025"	-10°	7°D	3.0	R	40-1170-0049	—	—
				L	40-1270-0049	—	—
.022" x .028"	-10°	7°D	3.0	R	40-2170-0049	—	—
				L	40-2270-0049	—	—



Dimensions	Torque	Rotation	Length mm	L/R	Bondable	P/N	Weldable
Type Andrews Wide Entry, 1 st Molar							
.022" x .028"	-10°	7°D	5.5	R	40-2160-0035	—	—
				L	40-2260-0035	—	—



Dimensions	Torque	Rotation	Length mm	L/R	Bondable	P/N	Weldable
Type Andrews Wide Entry, 2 nd Molar (Peucat)							
.018" x .025"	-10°	7°D	3.5	R	40-1170-0018	41-1170-0018	—
				L	40-1270-0018	41-1270-0018	—
.022" x .028"	-10°	7°D	3.5	R	40-2170-0018	41-2170-0018	—
				L	40-2270-0018	41-2270-0018	—



Dimensions	Torque	Rotation	Length mm	L/R	Bondable	P/N	Weldable
Type Planché, 2 nd Molar							
.022" x .028"	-20°	14°D	4.2	R	—	41-2170-0071	—
				L	—	41-2270-0071	—



Dimensions	Torque	Rotation	Length mm	L/R	Bondable	P/N	Weldable
Type Polar, 2 nd Molar							
.018" x .025"	-25°	6°D	4.0	R	40-1170-0029	—	—
				L	40-1270-0029	—	—



Dimensions	Torque	Rotation	Length mm	L/R	Without Hook	P/N	With Hook
Mini Eruption Tube, 2 nd Molar							
.018" x .025"	-10°	0°D	2.0	R	40-1170-0112	40-1170-0019	—
				L	40-1270-0112	40-1270-0019	—
.022" x .028"	-10°	0°D	2.0	R	40-2170-0112	40-2170-0019	—
				L	40-2270-0112	40-2270-0019	—



Dimensions	Torque	Rotation	Length mm	L/R	Bondable	P/N	Weldable
Mini Eruption tube for 2 nd Molar, low profile							
.018" x .025"	-10°	0°D	2.0	R	40-1170-0122	—	—
				L	40-1270-0122	—	—
.022" x .028"	-10°	0°D	2.0	R	40-2170-0122	—	—
				L	40-2270-0122	—	—



Maxillary Double Tubes 1st Molar (convertible) No HG

Dimensions	Torque	Rot. Slot & Aux.	L/R	Bondable	P/N	Weldable
Type Roth Convertible						
.018" x .025" / .018" x .025"	-14°	14°D	R	40-1160-0011	41-1160-0011	
			L	40-1260-0011	41-1260-0011	
.022" x .028" / .018" x .025"	-14°	14°D	R	40-2160-0011	41-2160-0011	
			L	40-2260-0011	41-2260-0011	



Dimensions	Torque	Rot. Slot	L/R	Bondable	P/N	Weldable
Type MBT* Convertible						
.018" x .025"	-14°	10°D	R	40-1160-0104	41-1160-0104	
			L	40-1260-0104	41-1260-0104	
.022" x .028"	-14°	10°D	R	40-2160-0104	41-2160-0104	
			L	40-2260-0104	41-2260-0104	



Dimensions	Torque	Rot. Slot	L/R	Bondable	P/N	Weldable
Type MBT* Convertible						
.018" x .025"	-14°	0°D	R	—	41-1160-0105	
			L	—	41-1260-0105	
.022" x .028"	-14°	0°D	R	40-2160-0105	41-2160-0105	
			L	40-2260-0105	41-2260-0105	



Dimensions	Torque	Rot. Slot	L/R	Bondable	P/N	Weldable
Extra Torque Convertible						
.022" x .028"	-20°	20°D	R	—	41-2160-0030	
			L	—	41-2260-0030	

With HG

Dimensions	Torque	Rot. Slot	Rotation HG	L/R	Bondable	P/N	Weldable
Type Roth Convertible - HG .045"/Gingival							
.018" x .025"	-14°	14°D	14°D	R	—	41-1160-0054	
				L	—	41-1260-0054	
.022" x .028"	-14°	14°D	14°D	R	—	41-2160-0054	
				L	—	41-2260-0054	



Dimensions	Torque	Rot. Slot	Rotation HG	L/R	Bondable	P/N	Weldable
Type MBT* Convertible - HG .045"/Occlusal							
.018" x .025"	-14°	10°D	0°	R	—	41-1160-0021	
				L	—	41-1260-0021	
.022" x .028"	-14°	10°D	0°	R	—	41-2160-0021	
				L	—	41-2260-0021	



Dimensions	Torque	Rot. Slot	Rotation HG	L/R	Bondable	P/N	Weldable
Type MBT* Convertible - HG .045"/Gingival							
.022" x .028"	-14°	10°D	10°D	R	—	41-2160-0020	
				L	—	41-2160-0020	





Dimensions	Torque	Rot. Slot	Rotation HG	L/R	Bondable	P/N	Weldable
Type B Dimensional Non-Convertible - HG .051"/Occlusal							
.022"x.028"	0°	6°D	0°	R	—	41-2160-0080	
				L	—	41-2260-0080	



Dimensions	Torque	Rot. Slot	Rotation HG	L/R	Bondable	P/N	Weldable
Type Alexander Convertible - HG .045"/Occlusal							
.018"x.025"	-10°	14°D	7°D	R	—	41-1160-0073	
				L	—	41-1260-0073	
.022"x.028"	-10°	14°D	7°D	R	—	41-2160-0073	
				L	—	41-2260-0073	



Dimensions	Torque	Rot. Slot	Rotation HG	L/R	Bondable	P/N	Weldable
Type Andrews Convertible - HG .045"/Occlusal							
.018"x.025"	-10°	7°	7°D	R	40-1160-0079	41-1160-0079	
				L	40-1260-0079	41-1260-0079	
.022"x.028"	-10°	7°	7°D	R	40-2160-0079	41-2160-0079	
				L	40-2260-0079	41-2260-0079	



Dimensions	Torque	Rot. Slot	Rotation HG	L/R	Bondable	P/N	Weldable
Type Andrews Convertible - HG .051"/Occlusal							
.022"x.028"	-10°	6°	0°	R	—	41-2160-0087	
				L	—	41-2260-0087	



Dimensions	Torque	Rot. Slot	Rotation HG	L/R	Bondable	P/N	Weldable
Type Andrews Convertible - HG .045"/Gingival							
.018"x.025"	-10°	7°D	7°D	R	—	41-1160-0033	
				L	—	41-1260-0033	
.022"x.028"	-10°	7°D	7°D	R	—	41-2160-0033	
				L	—	41-2260-0033	



Dimensions	Torque	Rot. Slot	Rotation HG	L/R	Bondable	P/N	Weldable
Type Andrews Non-Convertible - HG .045"/Occlusal							
.018"x.025"	-10°	6°D	0°	R	—	41-1160-0086	
				L	—	41-1260-0086	
.022"x.028"	-10°	6°D	0°	R	—	41-2160-0086	
				L	—	41-2260-0086	



Dimensions	Torque	Rot. Slot	Rotation HG	L/R	Bondable	P/N	Weldable
Type Edgewise Convertible - HG .045"/Occlusal							
.018"x.025"	0°	0°	0°	R	—	41-1160-0077	
				L	—	41-1260-0077	
.022"x.028"	0°	0°	0°	R	—	41-2160-0077	
				L	—	41-2260-0077	



Dimensions	Torque	Rot. Slot	Rotation HG	L/R	Bondable	P/N	Weldable
Edgewise Non-Convertible - HG .045"/Occlusal							
.018"x.025"	0°	0°	0°	R	—	41-1160-0084	
				L	—	41-1260-0084	
.022"x.028"	0°	0°	0°	R	—	41-2160-0084	
				L	—	41-2260-0084	



Dimensions	Torque	Rot. Slot	Rotation HG	L/R	Bondable	P/N	Weldable
Type Edgewise Convertible - HG .045"/Occlusal							
.022"x.028"	0°	6°D	6°D	R	—	41-2160-0081	—
				L	—	41-2260-0081	—



Dimensions	Torque	Rot. Slot	Rotation HG	L/R	Bondable	P/N	Weldable
Edgewise Non-Convertible - HG .045"/Occlusal							
.022"x.028"	0°	6°D	0°	R	—	41-2160-0085	—
				L	—	41-2260-0085	—



Dimensions	Torque	Rot. Slot	Rotation HG	L/R	Bondable	P/N	Weldable
Type Planché Convertible - HG .045"/Gingival							
.022"x.028"	-14°	14°D	0°	R	—	41-2160-0070	—
				L	—	41-2260-0070	—



Maxillary Triples Tubes 1st Molar

Dimensions	Torque	Rot. Slot	Rotation HG	L/R	Bondable	P/N	Weldable
GET Convertible - HG .045"/Occlusal							
.022"x.028"	-20°	10°D	0°	R	—	41-2160-0500	—
				L	—	41-2260-0500	—
.022"x.028"	-20°	0°	0°	R	—	41-2160-0501	—
				L	—	41-2260-0501	—



Dimensions	Torque	Rot. Slot	Rotation HG	L/R	Bondable	P/N	Weldable
Type Roth Convertible - HG .045"/Occlusal							
.018"x.025"/ .018"x.025"	-14°	14°D	14°D	R	—	41-1160-0010	—
				L	—	41-1260-0010	—
.022"x.028"/ .018"x.025"	-14°	14°D	14°D	R	—	41-2160-0010	—
				L	—	41-2260-0010	—



Dimensions	Torque	Rot. Slot	Rotation HG	L/R	Bondable	P/N	Weldable
Type Roth Convertible - HG .045"/Occlusal							
.018"x.025"	-14°	0°	0°	R	—	41-1160-0051	—
				L	—	41-1260-0051	—
.022"x.028"	-14°	0°	0°	R	—	41-2160-0051	—
				L	—	41-2260-0051	—





Dimensions	Torque	Rot. Slot	Rotation HG	L/R	Bondable	P/N	Weldable
Type Roth Convertible - HG .051"/Occlusal							
.022"x.028"	-14°	14°D	14°D	R	—	41-2160-0052	—
				L	—	41-2260-0052	—
.022"x.028"	-14°	0°	0°	R	—	41-2160-0053	—
				L	—	41-2260-0053	—



Dimensions	Torque	Rot. Slot	Rotation HG	L/R	Bondable	P/N	Weldable
Type MBT* Convertible - HG .045"/Occlusal							
.018"x.025"	-14°	10°	0°	R	—	41-1160-0111	—
				L	—	41-1260-0111	—
.022"x.028"	-14°	10°	0°	R	—	41-2160-0111	—
				L	—	41-2260-0111	—



Dimensions	Torque	Rot. Slot	Rotation HG	L/R	Bondable	P/N	Weldable
Type Bio-Progressive Convertible - HG .045"/Gingival							
.018"x.025"	0°	15°D	15°D	R	—	41-1160-0042	—
				L	—	41-1260-0042	—
.018"x.025"	0°	0°	0°	R	—	41-1160-0041	—
				L	—	41-1260-0041	—
.022"x.028"	0°	0°	0°	R	—	41-2160-0041	—
				L	—	41-2260-0041	—



Dimensions	Torque	Rot. Slot	Rotation HG	L/R	Bondable	P/N	Weldable
Type Bio-Progressive Non-Convertible - HG .045"/Occlusal							
.018"x.025"	0°	0°	0°	R	—	41-1160-0040	—
				L	—	41-1260-0040	—
.022"x.028"	0°	0°	0°	R	—	41-2160-0040	—
				L	—	41-2260-0040	—



Dimensions	Torque	Rot. Slot	Rotation HG	L/R	Bondable	P/N	Weldable
Type Edgewise Convertible - HG .045"/Occlusal							
.018"x.025"	0°	6°D	0°	R	—	41-1160-0065	—
				L	—	41-1260-0065	—
.022"x.028"	0°	6°D	0°	R	—	41-2160-0065	—
				L	—	41-2260-0065	—



Dimensions	Torque	Rot. Slot	Rotation HG	L/R	Bondable	P/N	Weldable
Type Polar Convertible - HG .045"/Gingival							
.018"x.025"	-20°	10°D	0°	R	—	41-1160-0027	—
				L	—	41-1260-0027	—



Dimensions	Torque	Rot. Slot	Rotation HG	L/R	Bondable	P/N	Weldable
Type Hilgers Convertible - HG .045"/Occlusal							
.018"x.025"	-10°	15°D	0°	R	—	41-1160-0046	—
				L	—	41-1260-0046	—
.022"x.028"	-10°	15°D	0°	R	—	41-2160-0046	—
				L	—	41-2260-0046	—



Dimensions	Torque	Rot. Slot	Rotation HG	L/R	Bondable	P/N	Weldable
Type Melsen Convertible - HG .045"/Occlusal							
.018"x.025"	-10°	8°D	0°	R	—	41-1160-0068	—
				L	—	41-1260-0068	—
.022"x.028"	-10°	8°D	0°	R	—	41-2160-0068	—
				L	—	41-2260-0068	—

Simples Tubes Mandibulars 1st Molar convertibles



Dimensions	Torque	Ang.	Rotation	Length mm	L/R	Bondable	P/N	Weldable
Type Roth								
.018" x .025"	-25°	0°	4°D	4.0	R	40-1460-0012	41-1460-0012	41-1460-0012
					L	40-1360-0012	41-1360-0012	41-1360-0012
.018" x .025"	-30°	0°	4°D	4.0	R	40-1460-0062	41-1460-0062	41-1460-0062
					L	40-1360-0062	41-1360-0062	41-1360-0062
.022" x .028"	-25°	0°	4°D	4.0	R	40-2460-0012	41-2460-0012	41-2460-0012
					L	40-2360-0012	41-2360-0012	41-2360-0012
.022" x .028"	-30°	0°	4°D	4.0	R	40-2460-0062	41-2460-0062	41-2460-0062
					L	40-2360-0062	41-2360-0062	41-2360-0062



Dimensions	Torque	Ang.	Rotation	Length mm	L/R	Bondable	P/N	Weldable
Type MBT								
.018" x .025"	-20°	0°	0°	3.8	R	40-1460-0119	41-1460-0119	41-1460-0119
					L	40-1360-0119	41-1360-0119	41-1360-0119
.018" x .025"	-10°	0°	0°	4.0	R	40-1460-0076	41-1460-0076	41-1460-0076
					L	40-1360-0076	41-1360-0076	41-1360-0076
.022" x .028"	-20°	0°	0°	3.8	R	40-2460-0119	41-2460-0119	41-2460-0119
					L	40-2360-0119	41-2360-0119	41-2360-0119
.022" x .028"	-10°	0°	0°	4.0	R	40-2460-0076	41-2460-0076	41-2460-0076
					L	40-2360-0076	41-2360-0076	41-2360-0076



Dimensions	Torque	Ang.	Rotation	Length mm	L/R	Bondable	P/N	Weldable
Type Alexander								
.018" x .025"	-22°	-6°	5°D	3.8	R	—	41-1460-0074	41-1460-0074
					L	—	41-1360-0074	41-1360-0074



Dimensions	Torque	Ang.	Rotation	Length mm	L/R	Bondable	P/N	Weldable
Type Andrews								
.018" x .025"	-25°	0°	0°	3.6	R	40-1460-0034	41-1460-0034	41-1460-0034
					L	40-1360-0034	41-1360-0034	41-1360-0034
.022" x .028"	-25°	0°	0°	3.6	R	40-2460-0034	41-2460-0034	41-2460-0034
					L	40-2360-0034	41-2360-0034	41-2360-0034



Dimensions	Torque	Ang.	Rotation	Length mm	L/R	Bondable	P/N	Weldable
Planché Type								
.022" x .028"	-25°	-6°	6°D	4.0	R	—	41-2460-0121	41-2460-0121
					L	—	41-2360-0121	41-2360-0121



Dimensions	Torque	Ang.	Rotation	Length mm	L/R	Bondable	P/N	Weldable
Type Edgewise								
.022" x .028"	0°	0°	6°D	4.0	R	40-2460-0092	41-2460-0092	—
					L	40-2360-0092	41-2360-0092	—



Dimensions	Torque	Ang.	Rotation	Length mm	L/R	Bondable	P/N	Weldable
Type Edgewise								
.018" x .025"	0°	0°	0°	4.0	R	40-1460-0093	41-1460-0093	41-1460-0093
					L	40-1360-0093	41-1360-0093	41-1360-0093
.022" x .028"	0°	0°	0°	4.0	R	40-2460-0093	41-2460-0093	41-2460-0093
					L	40-2360-0093	41-2360-0093	41-2360-0093



Dimensions	Torque	Ang.	Rotation	Length mm	L/R	Bondable	P/N	Weldable
Type Polar								
.018" x .025"	-22°	0°	4°D	4.0	R	40-2460-0029	41-2460-0029	—
					L	40-2360-0029	41-2360-0029	—



Non-Convertible 2nd Molar

Dimensions	Torque	Ang.	Rotation	Length mm	L/R	Bondable	P/N	Weldable
Type Roth								
.018" x .025"	-25°	0°	6°D	4.0	R	40-1470-0012	41-1470-0012	—
.018" x .025"	-30°	-1°	4°D	4.0	L	40-1370-0012	41-1370-0012	—
.018" x .025"	-30°	-1°	4°D	4.0	R	40-1470-0064	—	—
.018" x .025"	-30°	-1°	4°D	4.0	L	40-1370-0064	—	—
.022" x .028"	-25°	0°	6°D	4.0	R	40-2470-0012	41-2470-0012	—
.022" x .028"	-25°	0°	6°D	4.0	L	40-2370-0012	41-2370-0012	—
.022" x .028"	-30°	-1°	4°D	4.0	R	40-2470-0064	41-2470-0064	—
.022" x .028"	-30°	-1°	4°D	4.0	L	40-2370-0064	41-2370-0064	—



Dimensions	Torque	Ang.	Rotation	Length mm	L/R	Bondable	P/N	Weldable
Type MBT								
.018" x .025"	-10°	0°	0°	3.6	R	—	41-1470-0101	—
.018" x .025"	-10°	0°	0°	3.6	L	—	41-1370-0101	—
.022" x .028"	-10°	0°	0°	3.6	R	—	41-2470-0101	—
.022" x .028"	-10°	0°	0°	3.6	L	—	41-2370-0101	—



Dimensions	Torque	Ang.	Rotation	Length mm	L/R	Bondable	P/N	Weldable
Type Andrews								
.018" x .025"	-25°	0°	0°	4.0	R	40-1470-0034	—	—
.018" x .025"	-25°	0°	0°	4.0	L	40-1370-0034	—	—
.018" x .025"	-25°	0°	4°D	3.0	R	40-1470-0049	—	—
.018" x .025"	-25°	0°	4°D	3.0	L	40-1370-0049	—	—
.022" x .028"	-25°	0°	0°	4.0	R	40-2470-0034	41-2470-0034	—
.022" x .028"	-25°	0°	0°	4.0	L	40-2370-0034	41-2370-0034	—
.022" x .028"	-25°	0°	4°D	3.0	R	40-2470-0049	41-2470-0049	—
.022" x .028"	-25°	0°	4°D	3.0	L	40-2370-0049	41-2370-0049	—



Dimensions	Torque	Ang.	Rotation	Length mm	L/R	Bondable	P/N	Weldable
Type Andrews Wide Entry (Peucat)								
.018" x .025"	-25°	0°	4°D	3.5	R	40-1470-0018	41-1470-0018	—
.018" x .025"	-25°	0°	4°D	3.5	L	40-1370-0018	41-1370-0018	—
.022" x .028"	-25°	0°	4°D	3.5	R	40-2470-0018	41-2470-0018	—
.022" x .028"	-25°	0°	4°D	3.5	L	40-2370-0018	41-2370-0018	—



Dimensions	Torque	Ang.	Rotation	Length mm	L/R	Bondable	P/N	Weldable
Type Polar								
.018" x .025"	-25°	5°	7°D	4	R	40-1470-0029	—	—
.018" x .025"	-25°	5°	7°D	4	L	40-1370-0029	—	—



Dimensions	Torque	Ang.	Rotation	Length mm	L/R	Bondable	P/N	Weldable
Type Edgewise								
.018" x .025"	0°	0°	0°	4.6	R	40-1470-0094	—	—
.018" x .025"	0°	0°	0°	4.6	L	40-1370-0094	—	—
.018" x .025"	0°	0°	0°	4.0	R	40-1470-0095	41-1470-0095	—
.018" x .025"	0°	0°	0°	4.0	L	40-1370-0095	41-1370-0095	—
.018" x .025"	0°	0°	6°D	4.0	R	40-1470-0096	—	—
.018" x .025"	0°	0°	6°D	4.0	L	40-1370-0096	—	—
.022" x .028"	0°	0°	0°	4.6	R	40-2470-0094	41-2470-0094	—
.022" x .028"	0°	0°	0°	4.6	L	40-2370-0094	41-2370-0094	—
.022" x .028"	0°	0°	0°	4.0	R	40-2470-0095	41-2470-0095	—
.022" x .028"	0°	0°	0°	4.0	L	40-2370-0095	41-2370-0095	—
.022" x .028"	0°	0°	6°D	4.0	R	40-2470-0096	41-2470-0096	—
.022" x .028"	0°	0°	6°D	4.0	L	40-2370-0096	41-2370-0096	—





Dimensions	Torque	Ang.	Rotation	Length mm	L/R	Bondable	P/N	Weldable
Type Edgewise								
.018" x .025"	0°	0°	6°D	3.2	R	40-1470-0097		—
					L	40-1370-0097		—
.018" x .025"	0°	0°	0°	3.2	R	40-1470-0098		—
					L	40-1370-0098		—
.022" x .028"	0°	0°	6°D	3.2	R	40-2470-0097		—
					L	40-2370-0097		—
.022" x .028"	0°	0°	0°	3.2	R	40-2470-0098	41-2470-0098	—
					L	40-2370-0098	41-2370-0098	—



Dimensions	Torque	Ang.	Rotation	Length mm	L/R	Bondable	P/N	Weldable
Type Small								
.018" x .025"	-25°	0°	4°D	3.0	R	40-1470-0048		—
					L	40-1370-0048		—
.022" x .028"	-25°	0°	4°D	3.0	R	40-2470-0048		—
					L	40-2370-0048		—



Dimensions	Torque	Ang.	Rotation	Length mm	L/R	Without Hook	P/N	With Hook
Mini Eruption Tube for 2 nd Molar								
.018" x .025"	-25°	0°	0°	2.0	R	40-1470-0112	40-1470-0112	40-1470-0019
					L	40-1370-0112	40-1370-0112	40-1370-0019
.022" x .028"	-25°	0°	0°	2.0	R	40-2470-0112	40-2470-0112	40-2470-0019
					L	40-2370-0112	40-2370-0112	40-2370-0019



Dimensions	Torque	Rotation	Length mm	L/R	Bondable	P/N	Weldable
Mini Eruption tube pour 2 nd Molaire, low profile							
.018" x .025"	-25°	0°D	2.0	R	40-1470-0122		—
				L	40-1370-0122		—
.022" x .028"	-25°	0°D	2.0	R	40-2470-0122		—
				L	40-2370-0122		—



Mandibular Double Tubes 1st Molar Convertible with Tube Bumper

Dimensions	Torque Slot	Torque Aux.	Rot. Slot	Rot. Aux.	L/R	Bondable	P/N	Weldable
Type BiDimensional Type Convertible .051"/Gingival								
.022" x .028"	0°	0°	0°	0°	R	—	41-2460-0067	—
					L	—	41-2360-0067	—



Dimensions	Torque & Aux.	Ang. tube	Rot. Slot & Aux.	Rot. Aux.	L/R	Bondable	P/N	Weldable
Type Cetlin .045"/Gingival								
.018" x .025"	-25°	0°	4°D	5°M	R	—	41-1460-0037	—
					L	—	41-1360-0037	—
.022" x .028"	-25°	0°	4°D	5°M	R	—	41-2460-0037	—
					L	—	41-2360-0037	—
.022" x .028"	-30°	-1°	4°D	—	R	—	41-2460-0057	—
					L	—	41-2360-0057	—



Convertible Without Tube Bumper

Dimensions	Torque	Ang. tube	Rot. Slot	Rot. Aux.	L/R	Bondable	P/N	Weldable
Type Roth								
.018" x .025"	-25°	0°	4°D	0°	R	40-1460-0011	41-1460-0011	—
					L	40-1360-0011	41-1360-0011	—
.022" x .028"	-25°	0°	4°D	0°	R	40-2460-0011	41-2460-0011	—
					L	40-2360-0011	41-2360-0011	—





Dimensions	Torque	Ang. tube	Rot. Slot	Rot. Aux.	L/R	Bondable	P/N	Weldable
Type Roth Occlusal Hook								
.022" x .028"	-30°	-1°	4°D	0°	R	—	41-2460-0058	—
					L	—	41-2360-0058	—



Dimensions	Torque	Ang. tube	Rot. Slot	Rot. Aux.	L/R	Bondable	P/N	Weldable
Type Roth Gingival Hook								
.022" x .028"	-30°	-1°	4°D	0°	R	40-2460-0060	41-2460-0060	—
					L	40-2360-0060	41-2360-0060	—



Dimensions	Torque	Ang. tube	Rot. Slot	Rot. Aux.	L/R	Bondable	P/N	Weldable
Extra-Torque								
.018" x .025"	-10°	0°	4°D	0°	R	—	41-1460-0070	—
					L	—	41-1360-0070	—
.022" x .028"	-10°	0°	4°D	0°	R	40-2460-0070	41-2460-0070	—
					L	40-2360-0070	41-2360-0070	—



Dimensions	Torque Slot & Aux.	Ang. tube	Rot. Slot	Rot. Aux.	L/R	Bondable	P/N	Weldable
Extra Torque Wide Base								
.022" x .028"	-10°	0°	4°D	0°	R	40-2460-0031	—	—
					L	40-2360-0031	—	—



Dimensions	Torque Slot	Torque Aux.	Rot. Slot	Rot. Aux.	L/R	Bondable	P/N	Weldable
Bio-Progressive								
.018" x .025"	0°	0°	0°	0°	UNI	40-1660-0045	41-1660-0045	—
.022" x .028"	0°	0°	0°	0°	UNI	40-2660-0045	41-2660-0045	—



Dimensions	Torque Slot	Torque Aux.	Rot. Slot	Rot. Aux.	L/R	Bondable	P/N	Weldable
Type Polar								
.018" x .025"	-22°	0°	4°D	0°	R	—	41-1460-0028	—
					L	—	41-1360-0028	—



Dimensions	Torque Slot	Torque Aux.	Rot. Slot	Rot. Aux.	L/R	Bondable	P/N	Weldable
Type Hilgers								
.018" x .025"	-27°	0°	12°D	0°	R	—	41-1460-0047	—
					L	—	41-1360-0047	—
.022" x .028"	-27°	0°	12°D	0°	R	—	41-2460-0047	—
					L	—	41-2360-0047	—



Dimensions	Torque Slot	Torque Aux.	Rot. Slot	Rot. Aux.	L/R	Bondable	P/N	Weldable
Type Melsen								
.018" x .025"	-27°	0°	8°D	0°	R	—	41-1460-0069	—
					L	—	41-1360-0069	—
.022" x .028"	-27°	0°	8°D	0°	R	—	41-2460-0069	—
					L	—	41-2360-0069	—



Non-Convertible



Dimensions	Torque	Ang. Tube	Rot. Slot	Rot. Aux.	L/R	Bondable	P/N	Weldable
Type Roth								
.022" x .028"	-30°	-1°	4°D	0°	R L	— —		41-2460-0059 41-2360-0059



Dimensions	Torque Slot	Torque Aux.	Rot. Slot	Rot. Aux.	L/R	Bondable	P/N	Weldable
Bio-Progressive								
.018" x .025"	0°	0°	0°	0°	UNI	40-1660-0044		41-1660-0044
.022" x .028"	0°	0°	0°	0°	UNI	40-2660-0044		41-2660-0044

Bondable Lingual Attachments

Bondable Buttons		P/N
	Flat base, pouch of 10	42-0020-0000
	Curved base, pouch of 10	42-0010-0000
	Curved base Rhodium, pouch of 10	42-0010-RH00


Bondable Cleats		P/N
	Flat base, pouch of 10	42-0060-0000
	Curved base, pouch of 10	42-0050-0000
	Eyelet, pouch of 10	42-0070-0000


Surgical buttons		P/N
	Curved base, pouch of 10	42-0030-0000
	Flat base, pouch of 10	42-0040-0000

Gold Chain by 5		P/N
	Round base, pouch of 5	42-3150-0000
	Rectangular base, pouch of 5	42-3160-0000








Ceramic Button Freddy™		P/N
	Curved base, pouch of 10	44-1010-0000


Weldable Lingual Attachments

Lingual Buttons		P/N
	Medium Flat	43-0320-0000
	Medium curved	43-0300-0000

Cleat Lingual		P/N
	Small	43-0210-0000
	Medium	43-0220-0000
	Large	43-0240-0000
	Large Optional	43-0230-0000

Lingual Hooks		P/N
	Ball	43-0380-0000

Lingual Sheets		P/N
	Standard	43-0250-0000
	Cetlin left 8° offset, V-Stop, Hook	43-027L-0000
	Cetlin right 8° offset, V-Stop, Hook	43-027R-0000
	With left Hook, V-Stop	43-028L-0000
	With right Hook, V-Stop	43-028R-0000
	Without V stop	43-0260-0000
	With rotation wings and stops, Upper left and lower right	43-042L-0000
	With rotation wings and stops, Upper right and lower left	43-042R-0000
	Curved Without V-Stops	43-0430-0000

Seating Lugs		P/N
	Flat	43-0340-0000
	Curved	43-0350-0000

